



What Ohioans Think About... Treatment Differences in Healthcare

Results from The Health Foundation of Greater Cincinnati's Ohio Health Issues Poll—May 2005

The majority of Ohioans think that the healthcare system treats people unfairly based on whether or not they have health insurance. Just over half believe that age and being overweight play a part in the healthcare system treating people unfairly. Less than half believe education, physical disabilities, race or ethnic background, sexual orientation, and sex play a role.

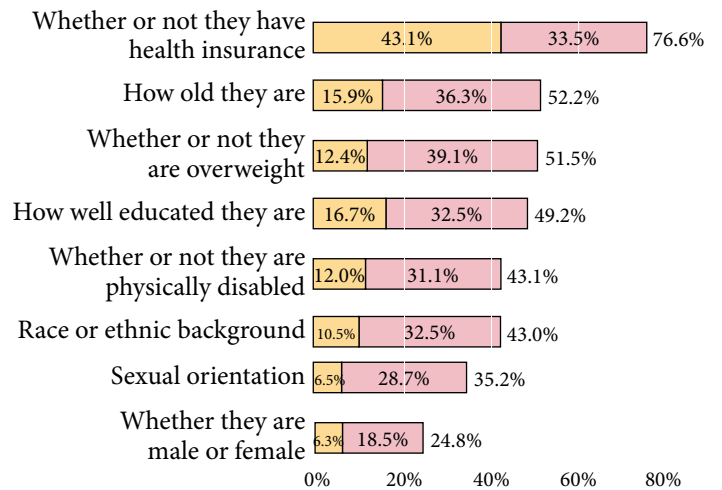
Ohioans see some differences between African American people and white people when it comes to getting healthcare, having insurance coverage, and dying from certain diseases. Over 50% of Ohioans believe that African Americans are less likely to have health insurance, and 42.4% of Ohioans believe African Americans are less likely to get the healthcare they need. About 40% of Ohioans believe that African American people are more likely to die from heart disease or diabetes than white people.

Just under 45% of Ohioans believe there is no difference in the life expectancies of African American and white people, although 46.8% believe white people live longer. According to the U.S. Department of Health and Human Services' Closing the Health Gap, the average white person lives 5.5 years longer than the average African American person.

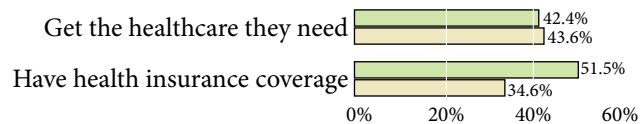
Average life expectancies

	African American	White
Male	68.6 years	75.0 years
Female	75.5 years	80.2 years

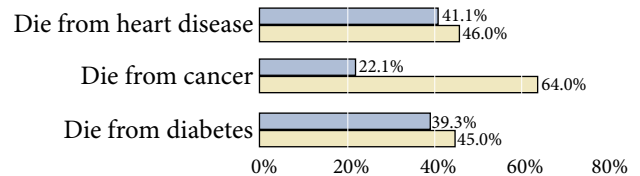
% of Ohioans reporting that they think the healthcare system treats people unfairly *very often* or *somewhat often* based on certain characteristics



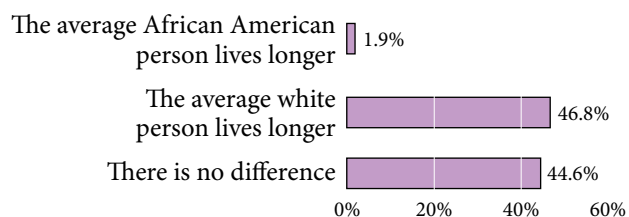
% of Ohioans reporting that they think the average African American person is *less likely* or *no different* than the average white person to...



% of Ohioans reporting that they think the average African American person is *more likely* or *no different* than the average white person to...



% of Ohioans reporting that they think that...



These findings are from The Health Foundation of Greater Cincinnati's Ohio Health Issues Poll, part of the Ohio Poll conducted March 21–April 10, 2005, by the Institute for Policy Research at the University of Cincinnati. A random sample of 846 adults from throughout Ohio was interviewed by telephone. In 95 of 100 cases, the statewide estimates will be accurate to ±3.4%. In addition to sampling error, there are other sources of variation inherent in public opinion studies, such as non-response, question wording, or context effects that can introduce error or bias. For more information about the Ohio Health Issues Poll, please visit www.healthfoundation.org/ohip.